

CRX-10iA



Max. load capacity
at wrist: 10 kg



Max. reach
(end of flange):
1249 mm

FANUC

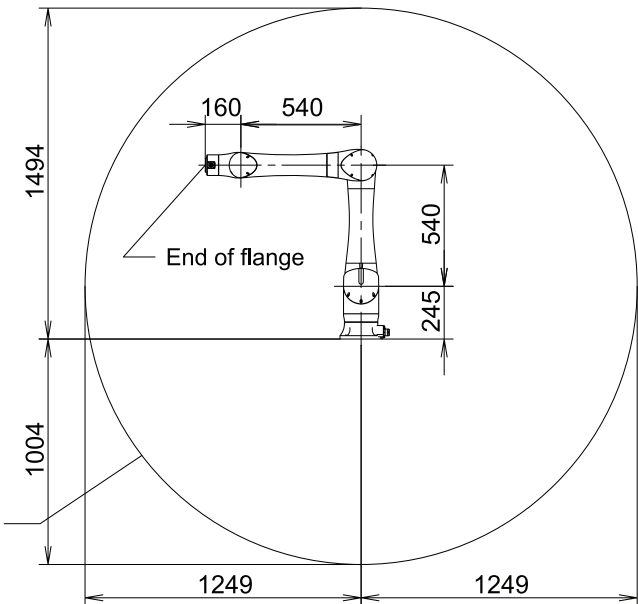
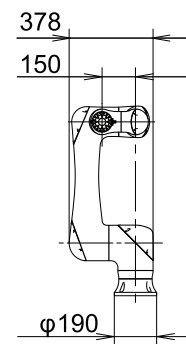
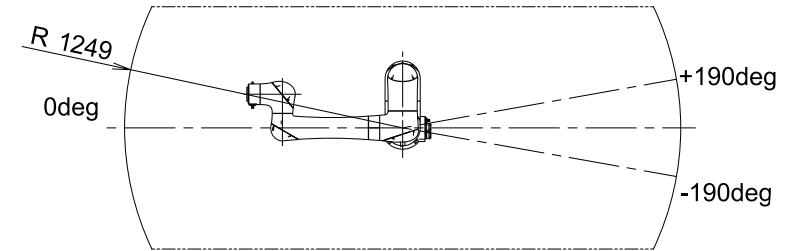
Robot			Max. load capacity at wrist (kg)	****Reach (mm)	Controlled axes	**Repeatability (mm)	Mechanical weight (kg)	Motion range (°)						*Maximum speed (°/s)		***Allowable Wrist Load			Protection		
Series	Version	Type						J1	J2	J3	J4	J5	J6	Collaborative Mode [mm/sec]	High Speed Mode [mm/sec]	J4 Moment/ Inertia	J5 Moment/ Inertia	J6 Moment/ Inertia	Input power source (VAC)	Body standard	Wrist & J3 arm
CRX	iA	10	10	1249	6	±0.04	40	380	360	570	380	360	450	1000	2000	34.8/ 1.28	26/ 0.9	11/ 0.3			

● standard ○ on request - not available * During short distance, it may not reach the maximum value stated. Please set motion speed according to risk assessment of system. ** Based on ISO9283 ***Nm/Kg.m² ****At the end of flange

CRX-10iA Standard model



CRX-10iA



Operating Space of End of Flange (J4 +90 deg.)